

Márcia Cristina Giunta Peregrini  
Dalcimary A. Pavani

# 4TEENS



1<sup>st</sup> Edition Reviewed and Updated  
2018



Authors:

Márcia Cristina Giunta Peregini  
Dalcimary A. Pavani

Graphic design and diagramming:

Luciane Mendonça

Technical review:

Ana Carolina Mendes Camilo  
Joyce dos Santos Polezer Pilato

Book cover:

Fluens Comunicação Corporativa  
[www.fluens.com.br](http://www.fluens.com.br)

Illustrations:

Renato Nascimento  
[www.ilustrando.com.br](http://www.ilustrando.com.br)

Pictures:

Thinkstock/©iStockphoto.com

---

**Dados Internacionais de Catalogação na Publicação (CIP)**  
(Câmara Brasileira do Livro, SP, Brasil)

---

Peregini, Márcia Cristina Giunta  
4Teens : book 1 / Márcia Cristina Giunta Peregini,  
Dalcimary A. Pavani. -- 1. ed -- Santa Cruz do Rio Pardo,  
SP: Editora Viena, 2014 -- (Coleção 4Teens)

ISBN 978-85-371-0346-3

1. Inglês (Ensino fundamental) I. Pavani, Dalcimary A.  
. II. Título. III. Série.

---

14-09711

CDD-372.652

---

**Índices para catálogo sistemático:**

1. Inglês: Ensino fundamental 372.652

ISBN: 978-85-371-0346-3

No unauthorized photocopying. All rights reserved. No part of this publication may be reproduced, stored in retrieval system or transmitted, in any form or by any means, electronic, mechanical, photocopying, recording, or otherwise, without the prior written permission of Editora Viena.

All rights reserved for EDITORA VIENA

Law 9.610/98 and updates

Copyright© 2018 - Editora Viena Ltda

1<sup>st</sup> Edition Reviewed and Updated - 10/2018 - Bauru / SP

# Presentation

**4Teens** is the English collection of Editora Viena elaborated especially for teenagers from the digital age.

With authentic texts and events situations, Editora Viena respects the potentialities, interests and needs of students of this age group, in particular the key role that technology plays in their lives.

Through a technological theme and based on the daily routine of the students, the collection acts as a facilitator of access and information sharing, and it brings a series of digital and social components that help the student to consolidate the studied content. Moreover it supports the teacher in the personalized monitoring of students' progress.

In this way, it aims to develop the four necessary skills and competences to enhance and complete learning in the English language.

## The authors



Unit	Text	Vocabulary and verbs	Miscellaneous
1	<b>It is lunch time!</b> Page 6	Vocabulary and verbs related to lunchtime Page 7	Expressions Page 7
2	<b>Hair color and eye color</b> Page 12	Vocabulary and verbs related to personal characteristics Page 13	Expressions Page 14
3	<b>Faces and feelings</b> Page 18	Vocabulary and verbs related to feelings and emotions Page 19	Expressions Page 19
4	<b>Means of transportation</b> Page 26	Vocabulary and verbs related to means of transportation Page 27	Expressions Page 27
5	<b>A birthday party</b> Page 32	Vocabulary and verbs related to shapes and colors Page 33	Expressions Page 34
6	<b>Chatting</b> Page 38	Vocabulary and verbs related to Internet language Page 39	Expressions Page 40
7	<b>School subjects</b> Page 46	Vocabulary and verbs related to timetable Page 47	Expressions Page 47
8	<b>Months of the year</b> Page 54	Vocabulary and verbs related to months of the year Page 55	Expressions Page 55
9	<b>Seasons of the year</b> Page 62	Vocabulary and verbs related to seasons of the year, clothing and accessories. Page 63	Expressions Page 63
10	<b>Rooms of a house</b> Page 68	Vocabulary and verbs related to parts of a house Page 69	Grammar Page 69
11	<b>The school environment</b> Page 76	Vocabulary and verbs related to places at school Page 77	Expressions Page 77
12	<b>In the classroom</b> Page 82	Vocabulary and verbs related to school objects Page 83	Commands Page 84
13	<b>What is the schedule?</b> Page 92	Vocabulary and verbs related to the musical instruments Page 93	Expressions Page 93
14	<b>On my vacation</b> Page 98	Vocabulary and verbs related to vacation Page 100	Expressions Page 101

Exercises	Listening and comprehension	Language focus and skills
Page 8	Page 11	Listen, understand and express basic needs Talk about foods and drinks Introduce and greet
Page 14	Page 17	Simple present tense of some verbs Describe people Reinforce greetings
Page 20	Page 25	Express feelings and emotions Describe people's feelings Talk about facial expressions Read and understand a short article Cross-curricular learning
Page 28	Page 31	Express abilities Talk about the means of transportation Show objects
Page 34	Page 37	Count Describe things Ask people's age Express enjoyment
Page 41	Page 45	Read and understand short texts Talk about one's family Internet language Wh words Write a short paragraph
Page 48	Page 53	Like and do not like The School schedule and timetable Write a short paragraph using school related vocabulary A brief introduction of "has"
Page 56	Page 61	Learn the months of the year The ordinal numbers Ask friends and write the answers Answer questions Special celebrations in Brazil
Page 64	Page 67	Learn about the seasons of the year Apply the vocabulary related to each season Clothing according to the seasons Listen and read a text about Cross-curricular learning
Page 70	Page 75	Daily activities in a house Describe a house Tell what one can do Ask friends and write the answers
Page 78	Page 81	Reinforce the school subjects Reinforce There To be Learn about the school environment and the vocabulary related to it Tell the time
Page 84	Page 91	Practice the basic commands in the classroom Tell about the school objects Listen, read and understand texts Show preferences: Lyrics of a song Cross - curricular learning
Page 94	Page 97	Reinforce the time - Hours Reinforce the school subjects Tell about daily activities How to ask Answer in the negative form Cross-curricular learning
Page 101	Page 107	Reinforce the verb There To be Tell about objects Plan a schedule Listen, read and understand basic texts Answer questions Write a postcard Cross-curricular learning

# 1

# It is lunch time!



# Vocabulary



## Food

Beans

Bread

Butter

## Cheese

Chicken

French fries

Fruit

Ham

Rice

## Salad

Steak

## Drinks

Coffee

Juice

## Milk

Soda

Tea

Water

## Dessert

Apple pie


Cake

## Chocolate

Ice-cream

Jelly

Milkshake



## Verbs



To drink .....

To eat .....

## Miscellaneous

What is your name?

My name is...

It is lunch time.

Come with me.

## Expressions



Let's have lunch.

For breakfast.

For lunch.

For dinner.



# Grammar



I

I drink

I eat

# Greetings



Good Morning

Hello •• Hi

Good afternoon

Good evening

Good night

How do you do?

How are you?

I am fine,  
thank you.

Keep in touch

What's up?



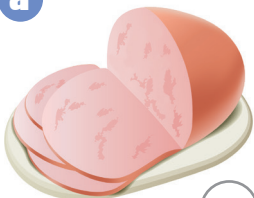
## Exercises

### 1. Classify:

**D** To drink

**E** To eat

**a**



Ham



**b**



Milk



**c**



Water



**d**



Jelly



**e**



Chicken



**f**



Tea



**g**



Fruits



**h**



Soda



**i**



Cake



**j**



Apple pie



**k**



Coffee



**l**



Ice-cream





## 2. Answer or write a comment:

a What is your name?

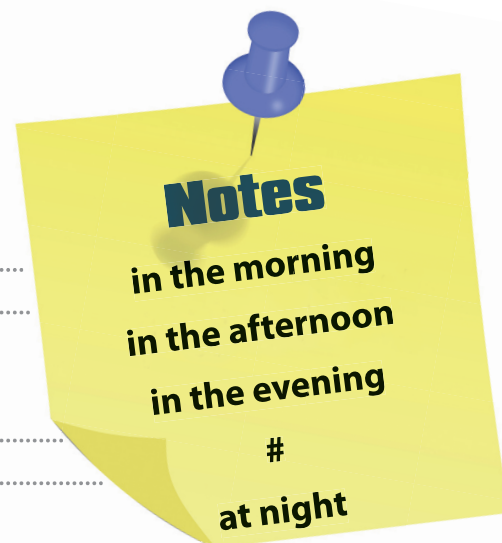
.....

.....

b Let's have lunch!

.....

.....



## 3. Write the names in the correct place:

bread •• juice •• ham •• chicken •• water •• coffee •• fruits •• steak •• soda  
salad •• milk •• cake •• jelly •• apple pie •• cheese •• rice •• chocolate  
french fries •• milkshake •• beans •• butter

Food	Drinks	Dessert

## 4. Listen and tick



☐ I eat ham.

☐ I eat bread.



☐ I drink soda.

☐ I drink tea.



☐ I eat fruits.

☐ I eat jelly.



☐ I drink milk.

☐ I drink coffee.



☐ I eat rice.

☐ I eat chicken.



☐ I drink juice.

☐ I drink water.

# Dialogue

Track 7

## AT THE RESTAURANT

Ethan and Lucy go to a restaurant:



May I have the menu, please?



What would you like to eat, Lucy?



I want French fries, a chicken sandwich and a regular Coke. Waiter! We are ready to order.



Yes.

Yes. Here it is. I will come back in a few minutes.



A ham sandwich and French fries, and an orange juice to drink, please.



Ok, a ham sandwich, French fries and an orange juice for the lady and a chicken sandwich, French fries and a regular Coke for the gentleman. Is that all?



Thanks, sir.



Prepare the meal you are going to eat writing the names of the foods.

# Listening and Comprehension



Write the sentences you hear:

- a
- b
- c
- d
- e



## APPENDIX 1.

Find the food, drink and dessert and stick them correctly:

