Dalcimary A. Pavani

HAPPY JOURNEY Book 2

editora VIENA

1st Edition Reviewed and Updated
2019

Author
Dalcimary A. Pavani

Graphic design and diagramming
Luciane Mendonça

Illustrations
Renato Nascimento
www.ilustrando.com.br

Pictures
Thinkstock/©iStockphoto.com

Psychopedagogical and neurolinguistic review
Luciana Camilo Pereira Lima

Technical review
Ana Carolina Mendes Camilo
Joyce dos Santos Polezer Pilato

Dados Internacionais de Catalogação na Publicação (CIP)
(Câmara Brasileira do Livro, SP, Brasil)

Pavani, Dalcimary A.
Happy Journey : book 2 / Dalcimary A. Pavani. --
1. ed. -- Santa Cruz do Rio Pardo : Editora Viena,
2016. (Happy journey ; book 2)

Bibliografia
ISBN 978-85-371-0459-0

1. Inglês (Ensino fundamental) I. Título
II. Série.

16-00050 CDD-372.652

Índices para catálogo sistemático:
1. Inglês: Ensino fundamental 372.652

ISBN: 978-85-371-0459-0

No unauthorized photocopying. All rights reserved. No part of this publication may be reproduced, stored in retrieval system or transmitted, in any form or by any means, electronic, mechanical, photocopying, recording, or otherwise, without the prior written permission of Editora Viena.

All rights reserved for EDITORA VIENA
Law 9.610/98 and updates
Copyright© 2019 - Editora Viena Ltda
1st Edition Reviewed and Updated - 01/2019 - Bauru/SP



Presentation

Contemporary society has every day with more frequency and intensity, approached the people speaking English, making it as a communication link and universal interaction. To provide to you, students of the Basic Education I, the interaction in different linguistic and cultural communities, either through technology tools, music, film, or through the classroom, the author developed this Happy Journey collection offering a material interactive, dynamic and engaging, with which you will learn "playing"! The books that make up the Happy Journey collection are easy for you, parents or guardians who observe and guide the process of teaching and learning of their children understand and follow, offering recreational activities that can be performed with interaction of the whole family, strengthening emotional ties! And to you, teacher, the five books of the collection have activities that will certainly facilitate their performance in the classroom, allowing its students contextualize with dynamic interaction that the globalized world requires, through dialogues, written activities, songs and fun games and to develop the skills and competencies that the English language should give opportunity. Happy Journey want that the learning of the English language to be, from the first years of school, one really ***HAPPY JOURNEY****!*

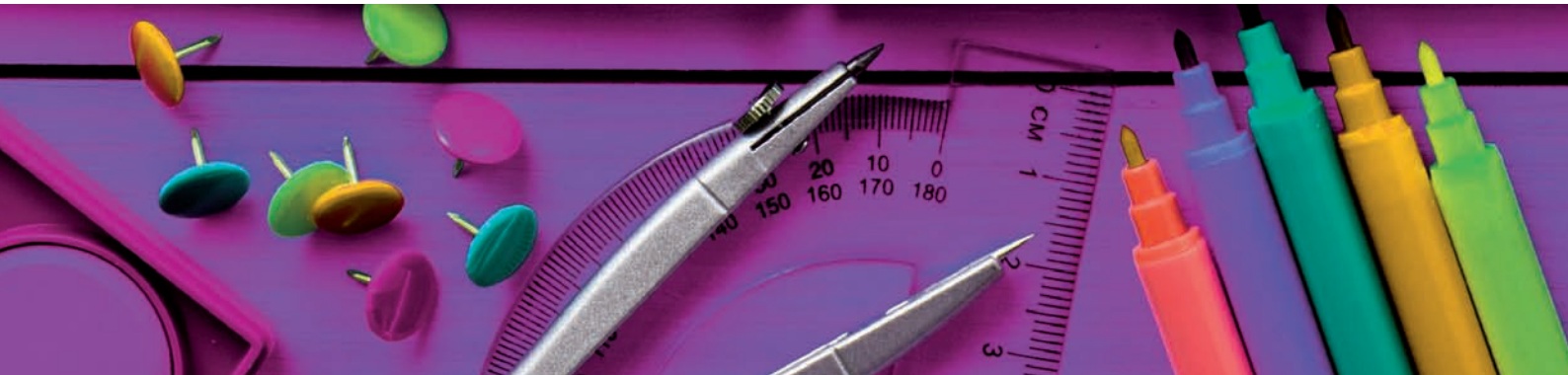

Summary

Unit 1	Welcome	6
Unit 2	Alphabet	14
Unit 3	The body	22
Unit 4	My face	30
Unit 5	On the farm	38
Unit 6	Clothes	46
Unit 7	Weather	54
Unit 8	Sports	62
Unit 9	Transport	70
Unit 10	Christmas and New Year	78
Illustrated alphabet		86

Workbook **unit 1**	90
Workbook **unit 2**	92
Workbook **unit 3**	94
Workbook **unit 4**	96
Workbook **unit 5**	98
Workbook **unit 6**	100
Workbook **unit 7**	102
Workbook **unit 8**	104
Workbook **unit 9**	106
Workbook **unit 10**	108
Commemorative dates	113
Stickers	137

Unit 1 one

Welcome

Teacher Erika: Good morning, children!
Children: Good morning, teacher Erika!
Teacher Erika: Welcome to another school year!
Teacher Erika: Hello! Please, come here!
Dylan: Thank you!
Yuina: Thanks!
Teacher Erika: I'm teacher Erika.
What are your names?
Dylan: My name is Dylan.
Yuina: My name is Yuina.
Teacher Erika: Students, this is Dylan, and this is Yuina, your new friends!
Children: Good morning, Dylan!
Good morning, Yuina, welcome!!!

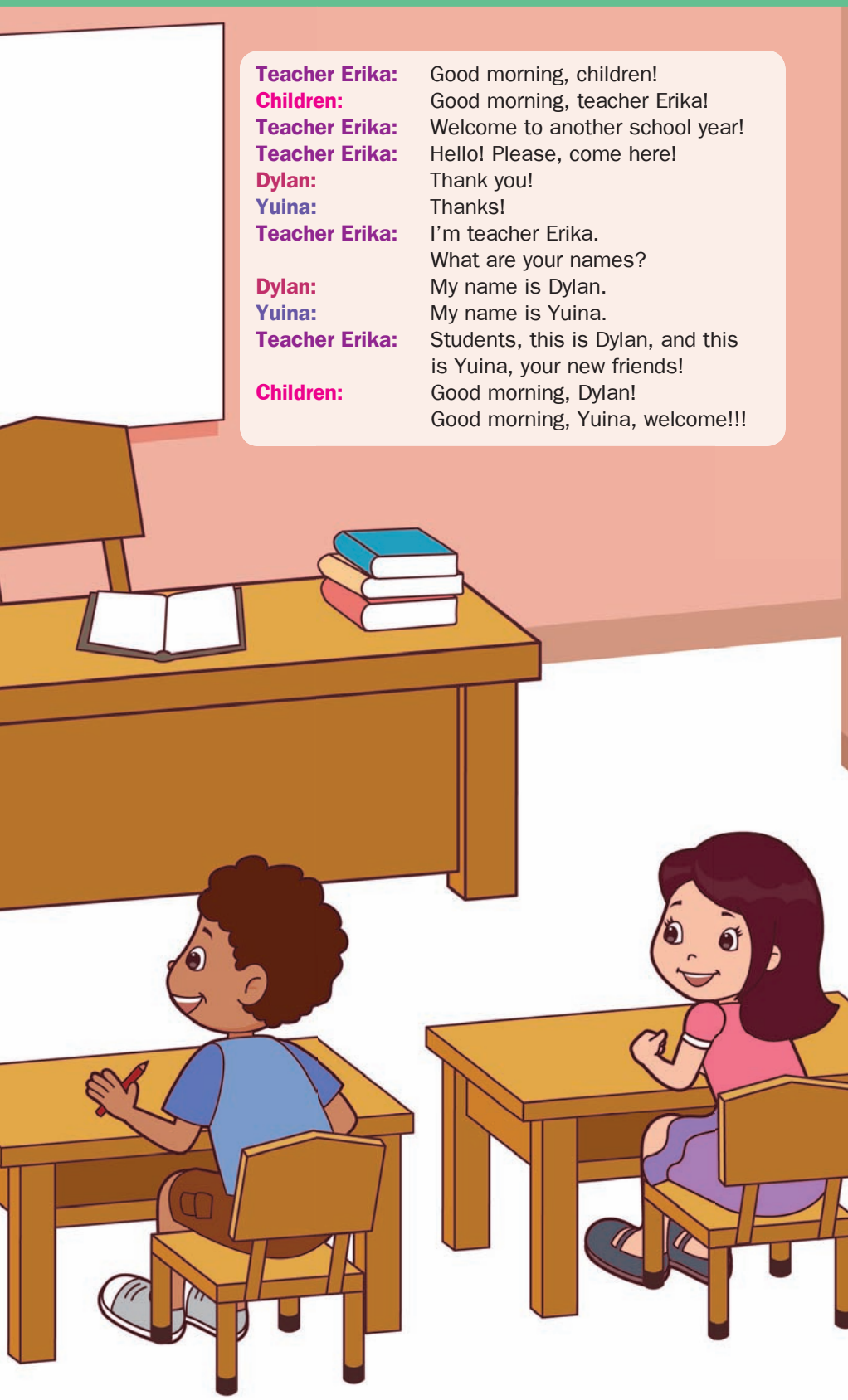

- bye! bye!
- excuse-me
- good morning
- good afternoon
- good evening
- hello
- nice to meet you
- oh! sorry!
- please
- see you tomorrow
- thank you
- welcome

1. Listen and list:

a.

b.

c.

d.

e.

f.

2. Listen and circle: 3

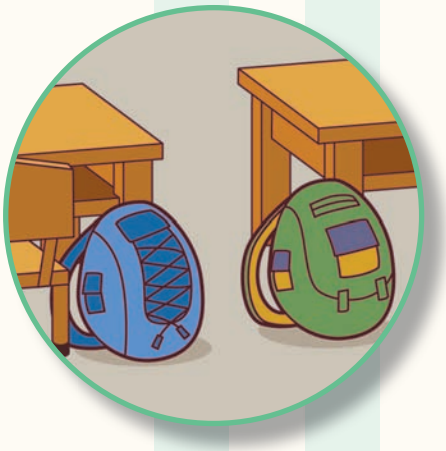

a. Dylan's schoolbag is blue.

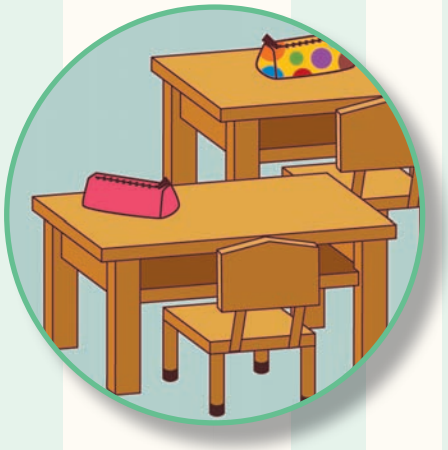

b. Mia's pencil case is colorful.

c. The teacher's book is black.

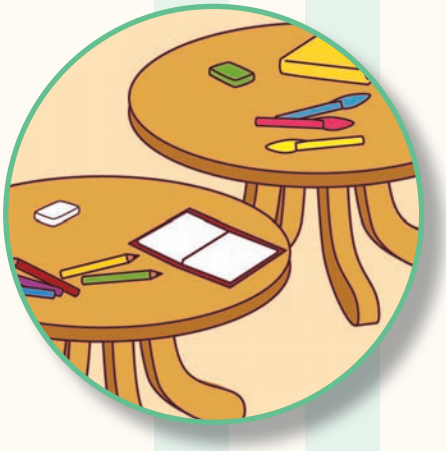

d. David's eraser is white.

e. Yuina's sharpener is yellow.

3. Find 5 differences:





4. Listen and stick the pictures:

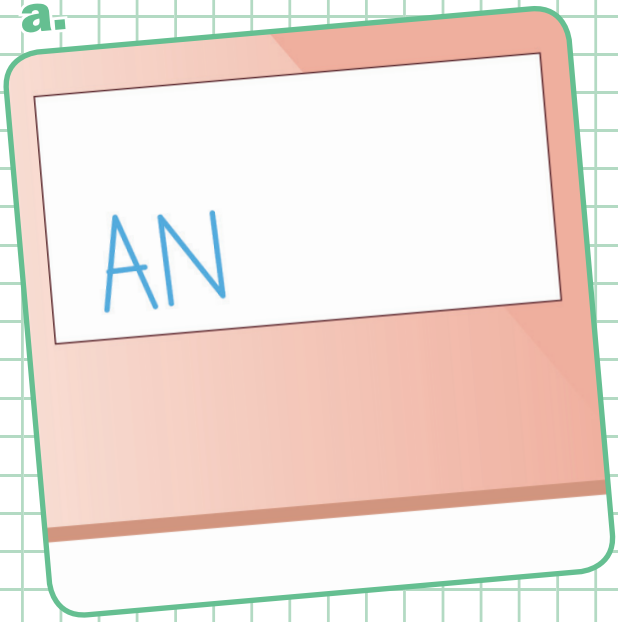





5. Listen and complete the polite words:

a. OH! SO..... .... !

b. E..... ....-ME!

c. .....OO ..... M..... .... !

d. ....CO .... !

e. P..... ....SE!

f. ....LO!

g. ....OU!

h. GO..... ..... AFT..... .... !

i. B..... ..... ! B..... ..... !

j. G..... .....D E..... ....NG!

6. Listen and repeat:

7. Match and repeat:

a. Hello!

b. Good morning, David!

c. What's your name?

d. My name's Dylan.
Nice to meet you Yuina!

e. Good afternoon, students.

Good morning, Mia!

My name's Yuina and yours?

Hi!

Good afternoon,
teacher Erika!

Nice to meet you, too Dylan.