

Ana Maria Borges dos Santos

ENGLISH Course

Vision

1



1st Edition Reviewed and Updated
2019

[illegible]

Vision

SURVIVE MY FRIENDSHIP JOURNEY WEST! WONDERFUL ER IMAGINE TAKE IT EASY! SATISFACTION ALL WE NEED SURVIVE FRIENDSHIP WEST! WONDERFUL ER IMAGINE TAKE IT EASY! SATISFACTION

ENGLISH Course

Authors:

Márcia Cristina Giunta Peregini
Ana Maria Borges dos Santos

Graphic design and diagramming:

Luciane Mendonça

Technical review:

Ana Carolina Mendes Camilo
Joyce dos Santos Polezer Pilato

Book cover:

Agência Z3
www.agenciaz3.com.br

Illustrations:

Renato Nascimento
Manoel Ricardo Pegorer de Bem

Pictures:

©iStockphoto.com

Dados Internacionais de Catalogação na Publicação (CIP) (Câmara Brasileira do Livro, SP, Brasil)

Peregini, Márcia Cristina Giunta
My journey : English course 1 / Márcia Cristina
Giunta Peregini, Ana Maria Borges dos Santos. --
1. ed. -- Santa Cruz do Rio Pardo, SP : Editora
Viena, 2011. -- (Coleção my journey)

ISBN 978-85-371-0246-6

1. Inglês (Ensino médio) I. Santos, Ana Maria
Borges dos. II. Título. III. Série.

11-13678

CDD-420.7

Índices para catálogo sistemático:

1. Inglês : Ensino médio 420.7

ISBN: 978-85-371-0246-6

No part of this publication may be reproduced or transmitted, whatever the means employed: electronic, mechanical, photographic, recordings or any other.

All rights reserved for EDITORA VIENA
Law 9.610/98 and updates
Copyright© 2019 - Editora Viena Ltda
1st Edition Reviewed and Updated - 01/2019 - Bauru / SP



PRESENTATION

The **My Journey** collection comes with a deep interest and connection with the English Language through the interactions offered in the thematic approaches of the units of their three volumes.


In order to mediate the teaching and learning of the English language the collection offers numerous authentic oral and written dialogues, aiming at realizing the learning in the most varied forms of approaches. The subjects contextualize experiences and interactions with the English language, leading the student to reflect on the transformation that the target language can exert in his life, growing up as a citizen of the world and educating himself to transform himself.

The importance of the English language as a means of communication in the globalized world is undeniable. For this reason, the **My Journey** collection with its linguistic and communicative characteristics aims at teaching the English language with approaches that will contribute to the ethical, cultural, educational and social development of the student.


My Journey will prepare the student to confront situations of social inclusion reflective, building citizenship with bases in world systemic knowledge and social and textual organizations, developing the four skills and skills needed to complete learning.

The authors


UNIT	Introduction	Text	Verbs and vocabulary
1	Greetings Page 8	My first trip abroad Page 9	Pages 10 and 11
2	Countries and Nationalities Page 15	Alp is at the cafeteria Page 17	Pages 18 and 19
3	At the gym Page 25	At the gym Page 26	Page 27
4	In the Classroom Page 33	Art classes Page 34	Page 36
5	Occupations Page 41	Where does your father work? Page 43	Page 44
6	The Family Members Page 51	Tell me about your family Page 52	Page 53
7	At Home – Describing your house Page 61	Describing your house Page 62	Pages 63 and 64



	Highlights	Exercises	Reinforcement	Listening and comprehension	Language focus and goals
	Greetings and physical characteristics Page 12	Page 11	Page 13	Page 13	Greeting, presenting and saying goodbye. Describe people.
	The school environment Page 19	Page 20	Page 22	Page 23	To know countries and their respective nationalities. To talk about the school environment.
	Auxiliary DO Page 27	Page 27	Page 30	Page 31	To learn the names of the gym equipment and physical exercises. Meals and the use of the in-shape auxiliary DO interrogative and negative.
	Auxiliaries Do and DOES and Personal Pronouns Page 35	Page 37	Page 38	Page 39	School objects. To make use of the personal pronouns. Changes of the verbs in the third person singular and interrogative and negative forms. Differences from the verbs to lend and to borrow.
	Indefinite Articles Page 44	Page 45	Page 47	Page 48	To know the names of the professions. To make use of indefinite articles and their respective nouns.
	Possessive Adjectives Page 53 and Verb To Be Page 55	Page 54	Page 58	Page 59	To talk about family members. Using the possessive pronouns and its respective noun. Verb to be.
	There To Be Page 63	Page 64	Page 66	Page 67	Describe the environment of the house. Make use of the verb there to be. Types of dwellings around the world. Cultural differences. Household appliances and household utensils.



UNIT	Introduction	Text	Verbs and vocabulary
8	Daily Activities Page 69	What are your daily activities? Page 70	Pages 71 and 72
9	Healthy Habits and Eating Well Page 77	Talking about healthy habits Page 78	Pages 82 and 83
10	Healthy habits and weight control Page 87	Biology class Page 89	Page 90
11	What are you doing? Page 95	What are you doing now? Page 96	Page 97
12	Places around the town Page 103	Places around the town Page 104	Pages 106 and 107
13	What games did you use to play when you were a child? Page 111	Childhood and fun Page 112	Page 113
14	What did you do last vacation? Page 119	Vacation Page 120	Pages 121 and 122





	Highlights	Exercises	Reinforcement	Listening and comprehension	Language focus and goals
	Adverbs of Frequency Page 71 and What time is it? Page 73	Page 72	Page 74	Page 75	Reporting on daily activities. To make use of the adverbs of frequency. Some means of transportation. To ask and answer the hours in a formal and informal manner. Numbers.
	Indefinite Pronouns Page 79	Page 81	Page 84	Page 85	To learn about healthy habits and eating. Using the indefinite pronouns in different situations. To learn the names of the fruits in the language.
	Immediate Future Page 91	Page 91	Page 93	Page 93	To apply the immediate future to situations that should occur in a brief period. To learn the names of veggie and vegetables in English.
	The Present Continuous Tense Page 97	Page 97	Page 101	Page 101	To describe actions that express the present moment-gerund. Use of the gerund in the affirmative, interrogative and negative forms. Days of the week.
	Prepositions Page 105	Page 106	Page 108	Page 109	To learn the vocabulary to determine places in the city. Using the prepositions to determine places and/or positions of persons or objects.
	Regular and Irregular Verbs Page 114	Page 114	Page 116	Page 117	Using the simple past. Using the adverbs of time, names of jokes and games in English. Regular and irregular verbs.
	The auxiliary DID Page 121 Possessive Adjectives Page 124	Page 123	Page 125	Page 125	To report activities in the past. Using of regular and/or irregular verbs. Using of DID in interrogative forms and negative. Seasons of the year.



Unit 1



Introduction

Meeting People

Greetings

Hello
Welcome
How do you do?
How are you?
I am fine, thank you

I am very well
Nice to meet you
Good morning
Good afternoon
Good evening
Good night

Good bye
Bye
See you later
See you
So long

Welcome



©iStockphoto.com/RTmagens



WH Questions



©iStockphoto.com/RuslanDashinsky

My first trip abroad



Brian meets a foreign student at school.

Alp is a foreign student. He is 17 years old and he is from Turkey. Alp makes friends during his first week at school. He meets Brian who is an American student.

Brian: Hello. I am Brian. **What is your name?**

Alp: Hi Brian. **My name is** Alp.

Brian: **How do you do?**

Alp: **I am fine. How about you?**

Brian: **I am okay. Where are you from** Alp?

Alp: **I am from** Turkey. I will stay in the U.S.A. for one year.

Brian: What about your family? Do you miss

them? **What are your eating habits? And your clothing traditions?** Tell a little about Turkey and its cultural aspects.

Alp: Everybody wants to know about other forms of culture. We have much time to talk and I will teach you everything.

Brian: Excuse me Alp but I have classes now. I need to go to my History class. I hope to meet you at the cafeteria. Later we can talk about many things and I will have the chance to learn about a new culture.

Alp: Okay. **I need to go** to gym classes. We talk later, at lunch time.

Brian: **See you later** Alp.

Alp: **Bye. See you** Brian.



Unit 1



GREETINGS

Welcome

How are you?

I am very well

Good evening

Bye

So long

Hello

Nice to meet you

Good morning

Good night

See you

How do you do?

I am fine, thank you

Good afternoon

Good bye

See you later



Hello, my name is

How do you do?

I am from

Welcome to my stories.

We will have much fun together.

Hello. How are you?

I am, thank you.

My name is

I am from

and I am years old.

I am a



© iStockphoto.com/horocks



Verbs



To drink

To eat

To meet

To stay


To talk

To want



VOCABULARY

Bread
Brother
Cafeteria
Cheese
Classes
Classmates
Clothing
Coffee



Culture
Dad
Family
Foreign
Gym
Habits
Ham
History
Juice
Language
Milk



Mom
Nationality
Occupation
Parents
Sister
Soda
Tea
Water



Exercises

1. ANSWER THE QUESTIONS WITH YOUR OWN INFORMATION AND THEN INTRODUCE YOURSELF TO YOUR TEACHER AND CLASSMATES.



a. What is your last name?


b. What is your first name?

c. Where are you from?

d. Where are your parents from?

e. How old are you?

2. WRITE ONE SENTENCE TO DESCRIBE EACH OF THESE PEOPLE.



a. He has

b. She is

c. He is/has

d. Her eyes are

e. His hair is

Unit 1



3. COMPLETE THE BLANKS.

food • brother • name • years • like
• sister • English • language • culture

Hello, My is Alp. I am from Turkey and I am in the U.S.A. to learn and to learn about the American too. I am 17 old and the official in my country is Turkish. My family lives in Turkey. My Mom's name is Emel and my Dad's name is Onur. I have one and one My family and I to have fun and prepare meals altogether. Our favorite is cabbage dolma.



LEARN — CABBAGE DOLMA: A peculiar combination of sautéed rice, peanuts, currants spices and herbs all tightly wrapped in translucent leaves of cabbage. Each roll is exactly half an inch thick and stacked up on an oval, serving plate decorated with lemon wedges.

©iStockphoto.com/elmart
(http://www.tourismturkey.org/) — acesso dia 16.09.2010 — 11:45hs

Highlights!

4. USE THE VOCABULARY FROM THE HIGHLIGHTS TO DESCRIBE:

	YOU	CHOOSE SOMEONE
Body		
Hair		
Eyes		
Clothes		
Face		
Habits		
Additional information		

DESCRIBING PEOPLE Vocabulary list



Body — Tall • medium-height • short • fat or plump • slim • skinny • thin



Hair — Blond/blonde • dark hair • brown hair • red hair • gray hair • straight hair • shoulder length • short hair • curly • wavy • brunet • bald



Eyes — Blue eyes • small • bright • narrow • round • big eyes



Face — Round • oval • square • with scares • wrinkles • freckles • suntanned • pale • beard



Clothes — Casual • scruffy • shabby • smart • tidy • messy



Character — What's he like? Careful • hard-working • worried • cheerful • broadminded • active • curious • secretive • etc

©iStockphoto.com/mihailmilovanovic

©iStockphoto.com/CoffeeAndMilk

©iStockphoto.com/leka33

©iStockphoto.com/thenac

©iStockphoto.com/PeopleImages

©iStockphoto.com/nicomenijes



Check List EXPRESSIONS

- | | | |
|---|--|---|
| <input checked="" type="checkbox"/> How do you say...? | <input checked="" type="checkbox"/> Welcome | <input checked="" type="checkbox"/> Thanks |
| <input checked="" type="checkbox"/> How do you spell your name? | <input checked="" type="checkbox"/> Physical Characteristics | <input checked="" type="checkbox"/> Thank you |
| <input checked="" type="checkbox"/> Nice to meet you | <input checked="" type="checkbox"/> Personal information | <input checked="" type="checkbox"/> You are welcome |
| | <input checked="" type="checkbox"/> What is he/she like? | |



Reinforcement VERBS AND VOCABULARY

To drink

To eat

To meet

To stay

To talk

To want

© iStockphoto.com/ajafoto

Bread

Brother

Cafeteria

Cheese

Classes

Classmates

Clothing

Coffee

Culture

Dad

Family

Foreign

Gym

Habits

Ham

History

Juice

Language

Milk

Mom

Nationality

Occupation


Parents

Sister

Soda

Tea

Wate



Listening and Comprehension

WRITE THE SENTENCES YOU HEAR.

1. _____
2. _____
3. _____
4. _____
5. _____

Unit 1

Notes

